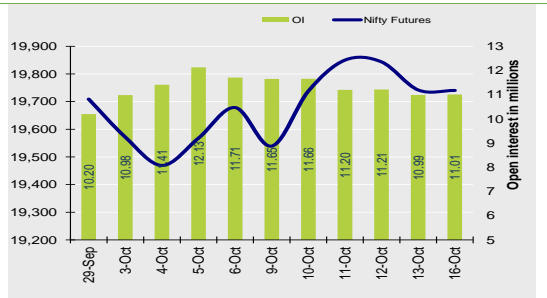


Nifty Snapshot

	Close	Prv Cl.	Ab chg	% chg
Spot	19,731.75	19,751.05	-19.30	-0.10
Futures	19,740.40	19,742.05	-1.65	-0.01
OI(ml shr)	11.01	10.99	0.02	0.19
Vol (lots)	84553	126854	-42301	-33.35
COC	8.65	-9.00	17.65	-196.1
PCR-OI	1.08	1.09	-0.02	-1.5

Nifty Futures Price v/s OI



Institutional Activity in previous trading session

(in Rs cr.)	Buy	Sell	Net
Index Futures	2196.30	2168.56	27.74
Index Options	825471.07	846803.64	-21332.57
Stock Futures	11337.99	11553.47	-215.48
Stock Options	24053.39	23699.44	353.95
FII Cash	7,013.59	7,607.25	-593.66
DII Cash	6,737.67	5,553.43	1,184.24

Net FII Activity (in Rs cr.)

Date	Idx Fut	Stk Fut	Idx Opt	Cash
16-Oct	27.7	-215.5	-21332.6	-594
13-Oct	-784.5	-4.9	-10682.8	317
12-Oct	252.7	-1063.8	-29951.1	-1863
11-Oct	1120.5	935.9	-23154.4	-422
10-Oct	303.3	4343.4	-3626.9	-1005
9-Oct	-290.3	-547.3	-10345.0	-998

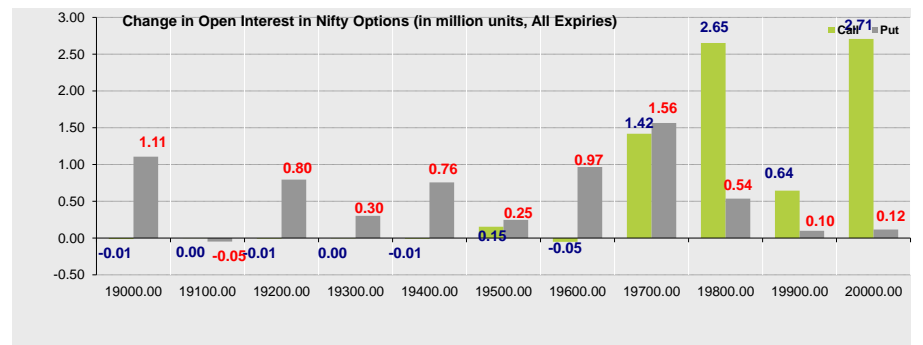
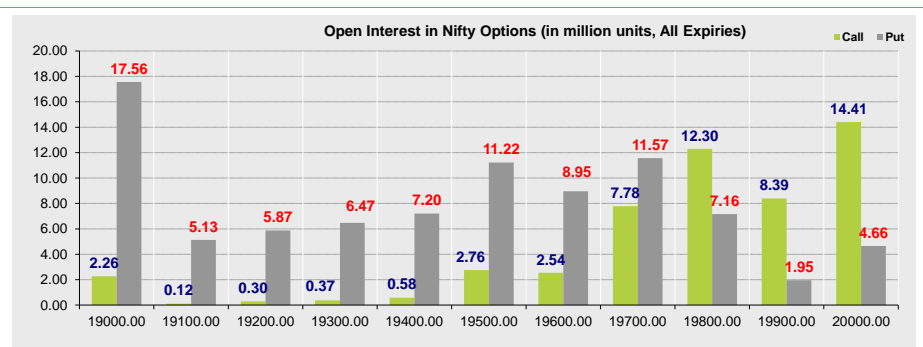
Technical Pivot (Intraday):

	S2	S1	PIVOT	R1	R2
NIFTY	19640	19690	19740	19790	19845
BANKNIFTY	44010	44175	44315	44480	44620

Summary

- Indian markets closed on a flat note where buying was mainly seen in Automobile, Finance, Metals sectors. Nifty Oct Future closed at 19740.40 (down 1.65 points) at a premium of 8.65 pts to spot.
- FII's were net sellers in Cash to the tune of 593.66 Cr and were net buyers in index futures to the tune of 27.74 Cr.
- India VIX increased by 5.03% to close at 11.07 touching an intraday high of 11.15.

Open Interest in Nifty Options:



- The above second chart shows previous trading day's change in Nifty options where Addition in OI were seen in 19800, 19700, 19600 strike Puts and at 19700, 19800, 19900, 20000 strike Calls indicating that the market is likely to remain range-bound in the near term.
- Highest OI build-up is seen at 20000 strike Calls and 19000 strike Puts, to the tune of 14.41mn and 17.56mn respectively.

Outlook on Nifty:

Index is likely to open on a positive note today and is likely to remain range-bound during the day.

(Price is in Rs; OI is in million units; Price chg and OI chg are in percentage) **NB RESEARCH**

Fresh Longs seen in:

Scrip	Price	Price chg	OI	OI Chg
MCX	2201.9	4.7	3.0	29.1
GNFC	671.5	5.5	11.0	20.6
FINNIFTY	19888.4	0.1	0.1	15.4

Fresh Shorts seen in:

Scrip	Price	Price chg	OI	OI Chg
LAURUSLABS	394.0	-2.4	19.1	24.0
SHREECEM	26743.6	-0.4	0.2	8.2
FEDERALBNK	148.7	-0.8	127.6	7.3

Short Covering seen in:

Scrip	Price	Price chg	OI	OI Chg
SUNTV	645.0	1.7	8.9	-7.4
TORNTPHARM	1912.9	0.8	1.5	-7.2
BALKRISIND	2599.6	0.3	1.9	-5.1

Long Unwinding seen in:

Scrip	Price	Price chg	OI	OI Chg
DELTACORP	127.6	-9.1	14.0	-10.2
GRASIM	1978.8	-0.3	11.1	-3.4
TATAMOTORS	667.2	-0.2	73.1	-3.0

NIFTY50 Options OI (CE OI = Resistance) (PE OI = Support)			
Symbol	Highest CE OI	Highest PE OI	CMP
ADANIPTS	850	800	808
ADANIEN	2500	2000	2438
ASIANPAINT	3400	3100	3114
AXISBANK	1020	1000	1008
BAJAJ-AUTO	5200	5000	5094
BAJAJFINSV	1700	1600	1646
BAJFINANCE	8500	7500	8055
BHARTIARTL	960	940	948
BPCL	350	350	347
BRITANNIA	4600	4500	4585
CIPLA	1200	1160	1166
COALINDIA	315	280	312
DIVISLAB	3800	3500	3652
DRREDDY	5600	5500	5505
EICHERMOT	3500	3300	3497
GRASIM	2000	1960	1979
HCLTECH	1300	1200	1259
HDFCBANK	1600	1500	1531
HDFCLIFE	650	600	630
HEROMOTOCO	3200	3000	3172
HINDALCO	500	450	485
HINDUNILVR	2520	2500	2561
ICICIBANK	1000	950	954
ITC	450	440	449
INDUSINDBK	1460	1400	1448

NIFTY50 Options OI (CE OI = Resistance) (PE OI = Support)			
Symbol	Highest CE OI	Highest PE OI	CMP
INFY	1500	1400	1417
IOC	100	90	91
JSWSTEEL	800	750	791
KOTAKBANK	1800	1800	1753
LT	3100	3000	3113
LTIM	5300	5000	5181
M&M	1600	1500	1575
MARUTI	11000	10500	10731
NESTLEIND	23500	22000	23119
NTPC	245	235	244
ONGC	185	185	187
POWERGRID	210	200	203
RELIANCE	2400	2300	2349
SBILIFE	1400	1300	1326
SBIN	600	550	577
SUNPHARMA	1150	1100	1136
TATACONSUM	900	870	909
TATAMOTORS	700	650	667
TATASTEEL	130	125	127
TCS	3600	3500	3525
TECHM	1300	1200	1188
TITAN	3300	3200	3312
ULTRACEMCO	8500	8000	8304
UPL	630	600	632
WIPRO	420	400	412

Derivative Recommendations:

Stock Name	Call (Buy/Sell)	Entry price	Targets	Stop Loss	Duration	Status
BPCL Future	Buy	347.5	370	337	Positional	Open
LAURUSLABS 401.8	Buy	401.8	422	391	Positional	Open
BAJAJFINSV 1650CE	Buy	29	40	22	1-2 Days	Open
HAL 2000CE	Buy	34	55	25	1-2 Days	Open

FROM THE EQUITY DERIVATIVE DESK:

NIRAV HARISH CHHEDA
AVP - DERIVATIVES AND TECHNICAL RESEARCH
E-Mail: nirav.chheda@nirmalbang.com
Tel no: 6273-8199/8000

AMIT BHUPTANI
DERIVATIVES AND TECHNICAL RESEARCH ANALYST
E-Mail: amit.bhuptani@nirmalbang.com
Tel no: 6273-8242/8000

DISCLOSURES

Research Reports that are published by Nirmal Bang Securities Private Limited (hereinafter referred to as "NBSPL") are for private circulation only. NBSPL is a registered Research Analyst under SEBI (Research Analyst) Regulations, 2014 having Registration no. INH000001766. NBSPL is also a registered Stock Broker with National Stock Exchange of India Limited, BSE Limited, Metropolitan Stock Exchange of India Limited, Multi Commodity Exchange of India Limited, National Commodity and Derivative Exchange Limited and Indian Commodity Exchange Limited in cash and Equity and Commodities derivatives segments.

NBSPL has other business divisions with independent research teams separated by Chinese walls, and therefore may, at times, have different or contrary views on stocks and markets.

NBSPL or its associates have not been debarred / suspended by SEBI or any other regulatory authority for accessing / dealing in securities Market. NBSPL, its associates or analyst or his relatives do not hold any financial interest (Except Investment) in the subject company. NBSPL or its associates or Analyst do not have any conflict or material conflict of interest at the time of publication of the research report with the subject company. NBSPL or its associates or Analyst or his relatives may or may not hold beneficial ownership of 1% or more in the subject company at the end of the month immediately preceding the date of publication of this research report.

NBSPL or its associates / analyst has not received any compensation / managed or co-managed public offering of securities of the company covered by Analyst during the past twelve months. NBSPL or its associates have not received any compensation or other benefits from the company covered by Analyst or third party in connection with the research report. Analyst has not served as an officer, director or employee of Subject Company. NBSPL / analyst has not been engaged in market making activity of the subject company.

Analyst Certification: The research analysts and authors of these reports, hereby certify that the views expressed in this research report accurately reflects my/our personal views about the subject securities, issuers, products, sectors or industries. It is also certified that no part of the compensation of the analyst(s) was, is, or will be directly or indirectly related to the inclusion of specific recommendations or views in this research. The analyst(s) principally responsible for the preparation of this research report and has taken reasonable care to achieve and maintain independence and objectivity in making any recommendations.

DISCLAIMER

This report is for the personal information of the authorized recipient and does not construe to be any investment, legal or taxation advice to you. NBSPL is not soliciting any action based upon it. Nothing in this research shall be construed as a solicitation to buy or sell any security or product, or to engage in or refrain from engaging in any such transaction. In preparing this research, we did not take into account the investment objectives, financial situation and particular needs of the reader.

This research has been prepared for the general use of the clients of NBSPL and must not be copied, either in whole or in part, or distributed or redistributed to any other person in any form. If you are not the intended recipient you must not use or disclose the information in this research in any way. Though disseminated to all the customers simultaneously, not all customers may receive this report at the same time. NBSPL will not treat recipients as customers by virtue of their receiving this report. This report is not directed or intended for distribution to or use by any person or entity resident in a state, country or any jurisdiction, where such distribution, publication, availability or use would be contrary to law, regulation or which would subject NBSPL & its group companies to registration or licensing requirements within such jurisdictions.

The report is based on the information obtained from sources believed to be reliable, but we do not make any representation or warranty that it is accurate, complete or up-to-date and it should not be relied upon as such. We accept no obligation to correct or update the information or opinions in it. NBSPL or any of its affiliates or employees shall not be in any way responsible for any loss or damage that may arise to any person from any inadvertent error in the information contained in this report. NBSPL or any of its affiliates or employees do not provide, at any time, any express or implied warranty of any kind, regarding any matter pertaining to this report, including without limitation the implied warranties of merchantability, fitness for a particular purpose, and non-infringement. The recipients of this report should rely on their own investigations.

This information is subject to change without any prior notice. NBSPL reserves its absolute discretion and right to make or refrain from making modifications and alterations to this statement from time to time. Nevertheless, NBSPL is committed to providing independent and transparent recommendations to its clients, and would be happy to provide information in response to specific client queries.

Before making an investment decision on the basis of this research, the reader needs to consider, with or without the assistance of an adviser, whether the advice is appropriate in light of their particular investment needs, objectives and financial circumstances. There are risks involved in securities trading. The price of securities can and does fluctuate, and an individual security may even become valueless. International investors are reminded of the additional risks inherent in international investments, such as currency fluctuations and international stock market or economic conditions, which may adversely affect the value of the investment. Opinions expressed are subject to change without any notice. Neither the company nor the director or the employees of NBSPL accept any liability whatsoever for any direct, indirect, consequential or other loss arising from any use of this research and/or further communication in relation to this research. Here it may be noted that neither NBSPL, nor its directors, employees, agents or representatives shall be liable for any damages whether direct or indirect, incidental, special or consequential including lost revenue or lost profit that may arise from or in connection with the use of the information contained in this report.

Copyright of this document vests exclusively with NBSPL. Our reports are also available on our website www.nirmalbang.com